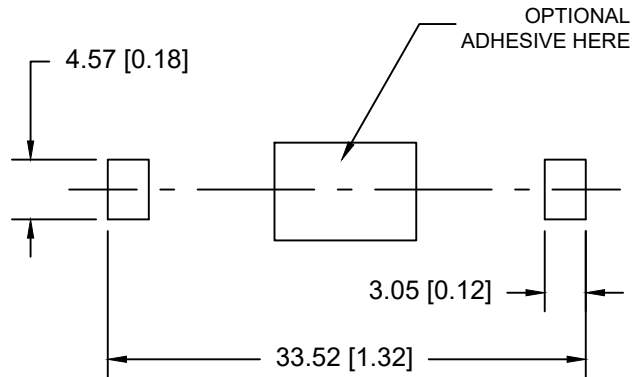
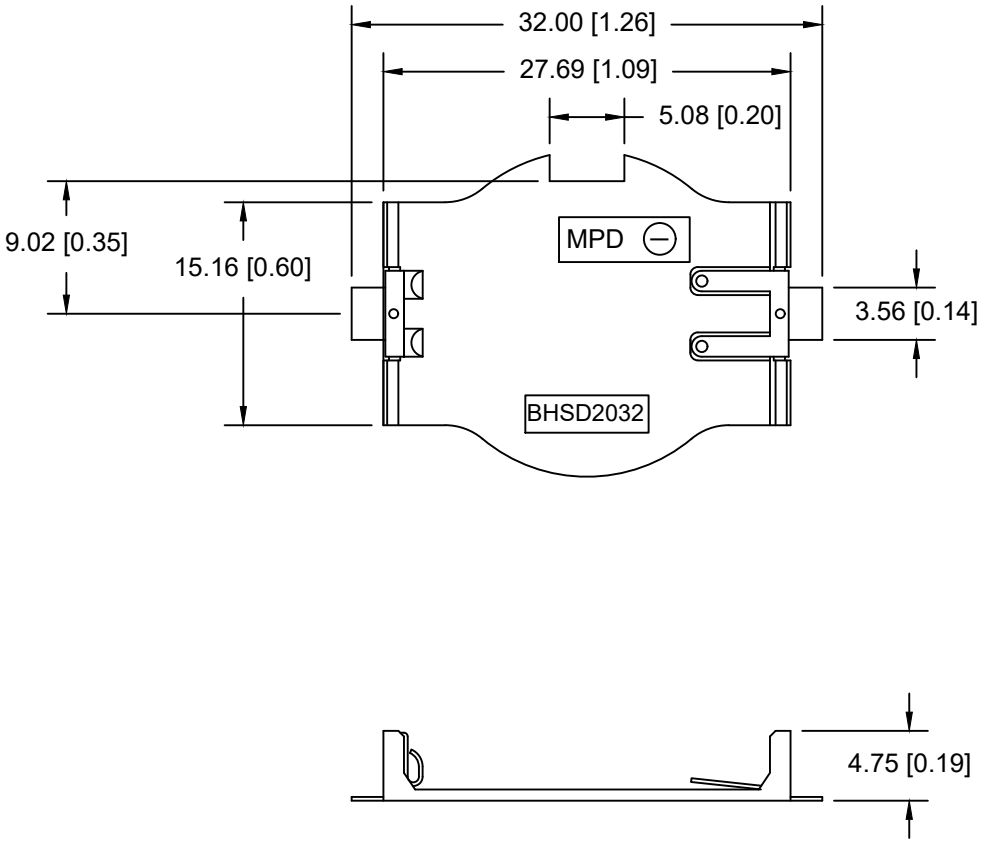


Date	SYM	REVISION RECORD	AUTH	DR.	CK.
01/27/17	J	Updated UL File number	T.B.	B.S.	
04/27/18	K	Updated Positive contact design	T.B.	B.S.	
10/18/19	L	Added Weight of the part	T.B.	B.S.	
02/13/24	M	Updated specifications	D.L.	B.S.	




PCB LAYOUT

SPECIFICATIONS:

- * Holder material- LCP Zenite, Color Off white, UL File No. E344082
- * Contacts : Phosphor Bronze C5191, Gold Flash, 1u - 3u thickness
- * Temperature range: -40°C to +280°C
- * Vibration Test: 10-55 Hz swept in 60 seconds
X,Y,Z direction: 1 hour each direction
- * Result: No dislodgement of the cell or damage to the holder
No contact disturbances less than or equal to 10 micro-seconds
- * Shock Test: Half sine wave acceleration 80g. 6 m/s
1 shock pulse each direction per axis, x,y,z. total of 3 times.
- * Result: No dislodgement of the cell or damage to the holder
- * Drop Test: Dropped 1 time from 1 meter high to wood plate
- * No dislodgement of the cell or damage to the holder
- * ROHS Compliant

Weight: 1.08g
PAT: 9,192,059

Tolerance (Inches)	 Memory Protection Devices, Inc 200 Broad Hollow Road, Farmingdale, New York 11735		
	Decimal	Scale	Drawn By B.S.
±.5 (.020)			Approved By D.L.
Fractional	Title		
± .8 (.030)	BASE, CR2032 SURFACE MOUNT BATTERY		
Angular	Date	Drawing Number	
± 3°	02/13/24	BHSD-2032-SM	